

# AM4009 – Splitter

## 6 GHz to 24 GHz 2-Way 0° Splitter

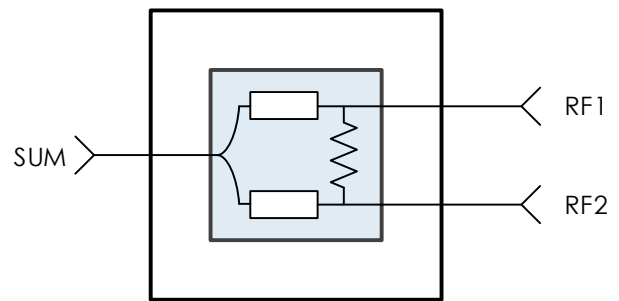
### Description

AM4009 is a broadband two-way power splitter / combiner providing low loss and high isolation from 6 GHz to 24 GHz. With internal 50Ω matching and packaged in a 3mm QFN, the AM4009 represents a compact total PCB footprint.

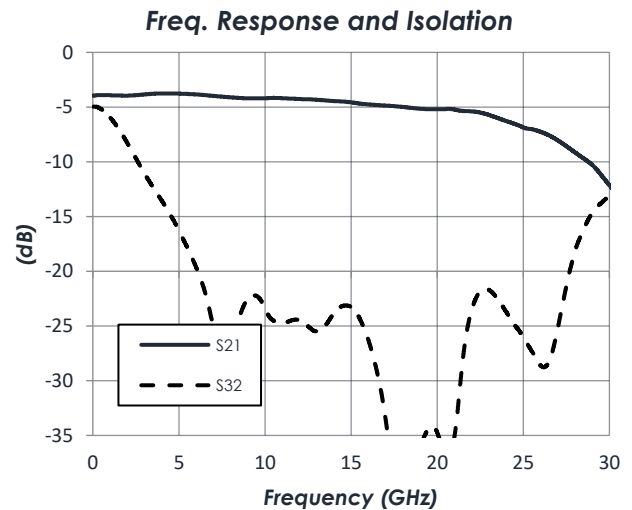
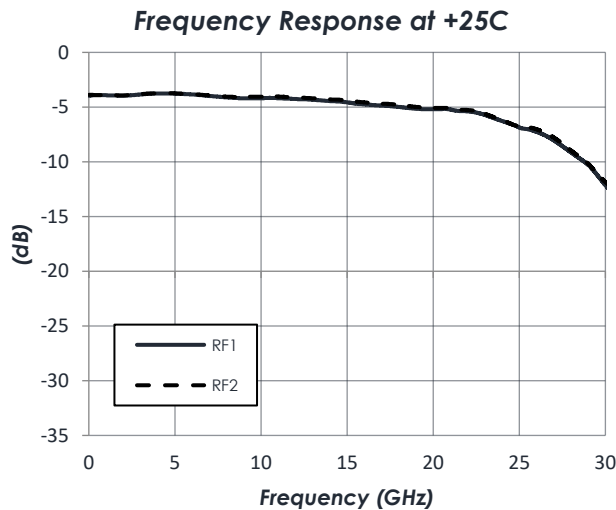
### Features

- Broadband, 6 to 24 GHz
- 2 dB Insertion Loss
- 25 dB Isolation
- 15 dB Return Loss
- 0.05 dB Amplitude Unbalance, TYP
- 0.5 deg Phase Unbalance, TYP
- 3mm QFN Package
- -40C to +85C Operation

### Functional Diagram



### Characteristic Performance



### Table of Contents

<b>Description</b> .....	1	Absolute Maximum Ratings .....	4
<b>Features</b> .....	1	Handling Information .....	4
<b>Functional Diagram</b> .....	1	Recommended Operating Conditions ...	4
<b>Characteristic Performance</b> .....	1	RF Performance .....	5
<b>Revision History</b> .....	2	Typical Performance .....	6
<b>Pin Layout and Definitions</b> .....	3	<b>Typical Application</b> .....	7
<b>Related Parts</b> .....	3	<b>Evaluation PC Board</b> .....	7
<b>Specifications</b> .....	4	<b>Component Compliance Information</b> .....	8

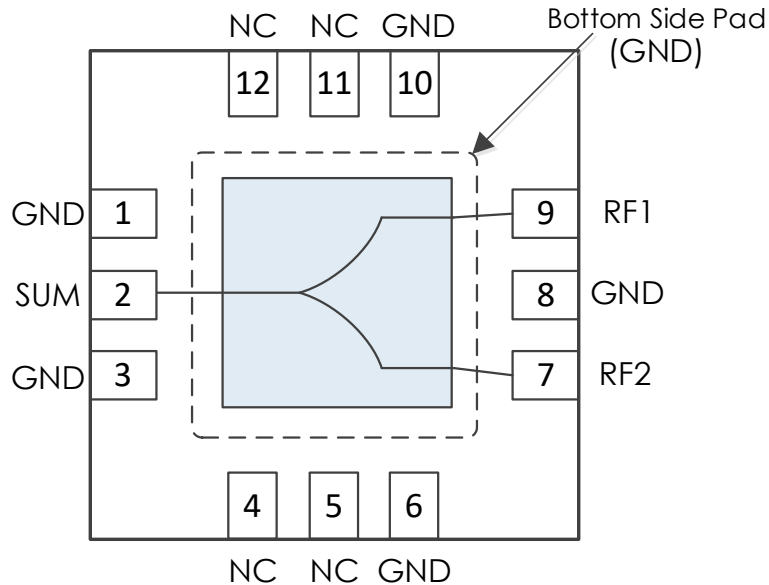
### Revision History

Date	Revision Number	Notes
June 15, 2020	1	Initial Release

# AM4009 – Splitter

## 6 GHz to 24 GHz 2-Way 0° Splitter

### Pin Layout and Definitions



Pin Number	Pin Name	Pin Function
1	GND	Ground – Common
2	SUM	Sum Port – 50 Ohms
3	GND	Ground – Common
4, 5	NC	No Connect
6	GND	Ground – Common
7	RF2	RF Port 2 – 50 Ohms
8	GND	Ground – Common
9	RF1	RF Port 1 – 50 Ohms
10	GND	Ground – Common
11, 12	NC	No Connect
Bottom Pad	GND	Ground – Common

**Note:** NC pins may be grounded or left open

### Related Parts

Part Number	Description
AM4001	2 GHz to 18 GHz 2 Way 0 Degree Splitter, 4mm QFN
AM4008	2 GHz to 26.5 GHz 2 Way 0 Degree Splitter, 1.3mm x 2mm DFN

# AM4009 – Splitter

## 6 GHz to 24 GHz 2-Way 0° Splitter



### Specifications

#### Absolute Maximum Ratings

	Minimum	Maximum
RF Input Power		+27 dBm
Operating Junction Temperature	-40 C	+150 C
Storage Temperature Range	-50 C	+150 C

**Note:** Any device operation beyond the Absolute Maximum Ratings may result in permanent damage to the device. The values listed in this table are extremes and do not imply functional operation of the device at these or any other conditions beyond what is listed under Recommended Operating Conditions. Any part subjected to conditions outside of what is recommended for an extended amount of time may suffer from reliability concerns.

#### Handling Information

	Minimum	Maximum
Storage Temperature Range (Recommended)	-50 C	+125 C
Moisture Sensitivity Level	MSL 3	



Atlanta Micro products are electrostatic sensitive.  
Follow safe handling practices to avoid damage

#### Recommended Operating Conditions

	Minimum	Typical	Maximum
Operating Case Temperature	-40 C		+85 C
Operating Junction Temperature	-40 C		+125 C

# AM4009 – Splitter

## 6 GHz to 24 GHz 2-Way 0° Splitter

### RF Performance

(T = 25 °C unless otherwise specified)

Parameter	Testing Conditions	Minimum	Typical	Maximum
Frequency Range		6 GHz		24 GHz
Additional Insertion Loss*	6.0 GHz to 12.0 GHz		1.05 dB	1.25 dB
	12.0 GHz to 18.0 GHz		1.6 dB	2.0 dB
	18.0 GHz to 24 GHz		2.6 dB	3.26 dB
Return Loss	6.0 GHz to 12.0 GHz		11 dB	
	12.0 GHz to 18.0 GHz		16 dB	
	18.0 GHz to 24 GHz		15 dB	
Isolation	6.0 GHz to 12.0 GHz	19.6 dB	24 dB	
	12.0 GHz to 18.0 GHz	23 dB	26 dB	
	18.0 GHz to 24 GHz	21.5 dB	25 dB	
Phase Unbalance	6.0 GHz to 12.0 GHz		0.4 deg	0.45 deg
	12.0 GHz to 18.0 GHz		0.4 deg	0.55 deg
	18.0 GHz to 24 GHz		0.35 deg	0.55 deg
Amplitude Unbalance	6.0 GHz to 12.0 GHz		0.04 dB	0.06 dB
	12.0 GHz to 18.0 GHz		0.04 dB	0.06 dB
	18.0 GHz to 24 GHz		0.01 dB	0.03 dB

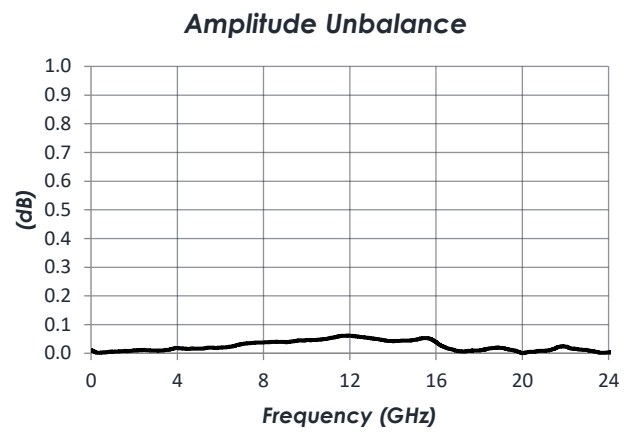
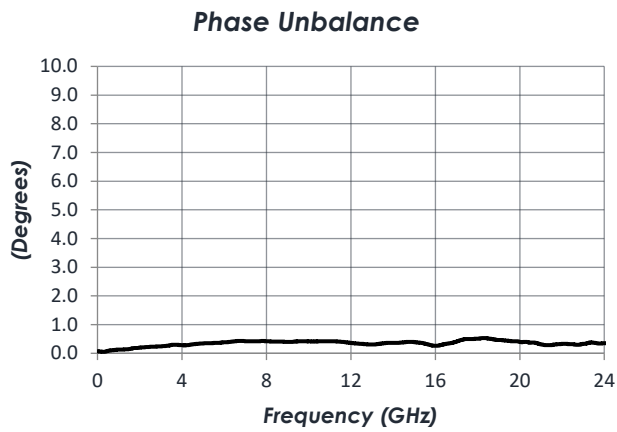
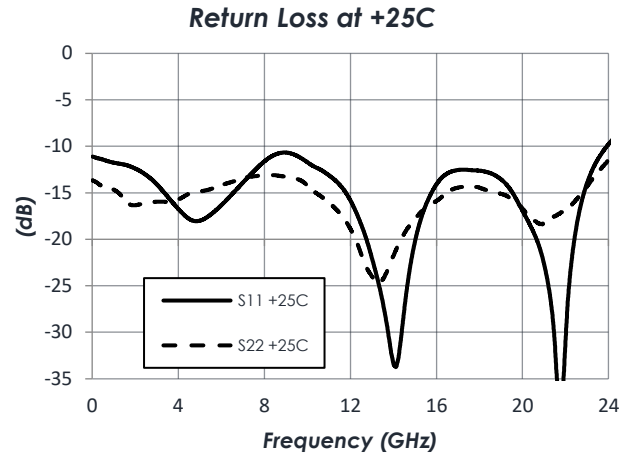
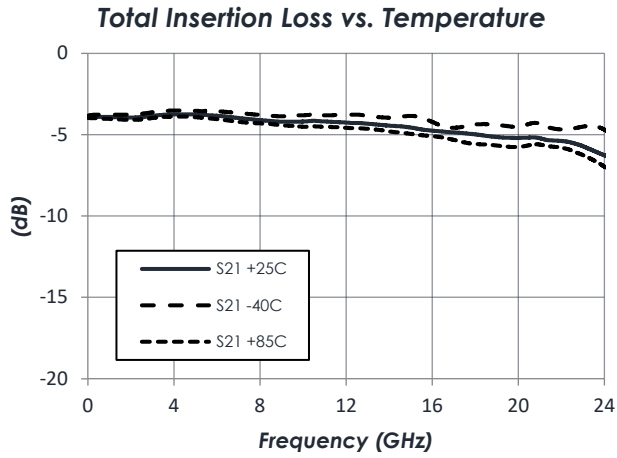
**\*Note:** Insertion loss shown depicts loss of IC after passive 3.0 dB loss.

# AM4009 – Splitter

## 6 GHz to 24 GHz 2-Way 0° Splitter

### Typical Performance

(T = 25 °C unless otherwise specified. Port 1 = Sum Port, Port2 = RF1, Port 3 = RF2)

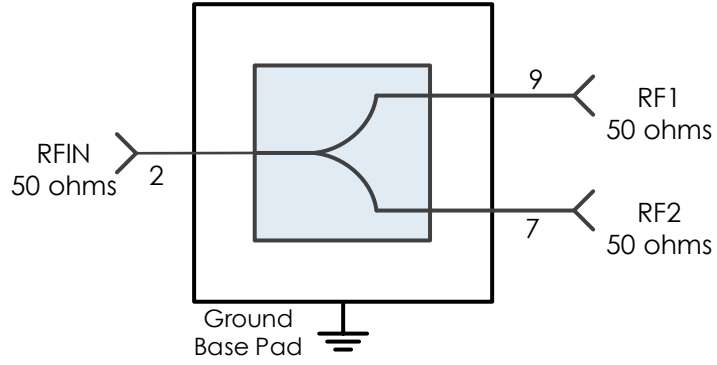


# AM4009 – Splitter

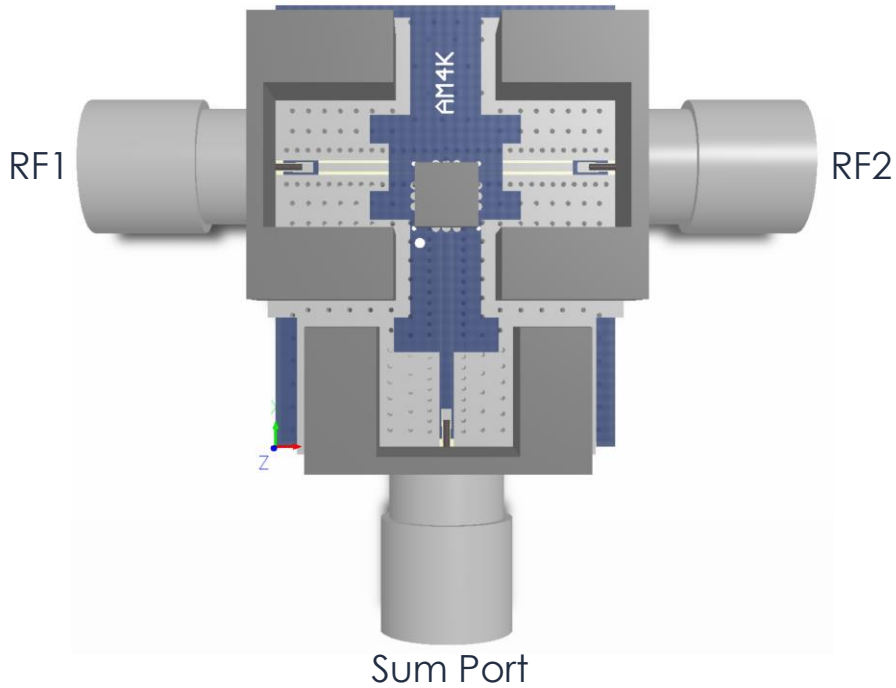
6 GHz to 24 GHz 2-Way 0° Splitter



## Typical Application



## Evaluation PC Board



To obtain price, delivery, or to place an order contact [sales@atlantamicro.com](mailto:sales@atlantamicro.com)  
Atlanta Micro Inc., 3720 Davinci Ct, Suite 125, Peachtree Corners, GA 30092 • Phone: (470) 253-7640 • [www.atlantamicro.com](http://www.atlantamicro.com)

### Component Compliance Information

**RoHS:** Atlanta Micro, Inc. hereby certifies that all products comply with the EC Directive 2011/65/EC on the Restriction of Hazardous Substances, commonly known as EU-RoHS 6 and 10. All products supplied by Atlanta Micro shall be compliant with the European Directive 2011/65/EC based on the following substance list.

Substance List	Allowable Maximum Concentration
Lead (Pb)	<1000 PPM (0.1% by weight)
Mercury (Hg)	<1000 PPM (0.1% by weight)
Cadmium (Cd)	<75 PPM (0.0075% by weight)
Hexavalent Chromium (CrVI)	<1000 PPM (0.1% by weight)
Polybrominated Biphenyls (PBB)	<1000 PPM (0.1% by weight)
Polybrominated Diphenyl ethers (PBDE)	<1000 PPM (0.1% by weight)
Decabromodiphenyl Deca BDE	<1000 PPM (0.1% by weight)
Bis (2-ethylhexyl) Phthalate (DEHP)	<1000 PPM (0.1% by weight)
Butyl Benzyl Phthalate (BBP)	<1000 PPM (0.1% by weight)
Dibutyl Phthalate (DBP)	<1000 PPM (0.1% by weight)
Diisobutyl Phthalate (DIBP)	<1000 PPM (0.1% by weight)

**REACH:** Atlanta Micro, Inc. neither uses nor intentionally adds any of the substances considered to be a Substance of Very High Concern (SVHC) as defined by the EU Regulation (EC) No. 1907-2006 on Registration, Evaluation, Authorization, and Restriction of Chemicals (REACH).

**Conflict Materials:** Atlanta Micro does not knowingly use materials that are sourced from the Democratic Republic of Congo (DRC) or any other known conflict regions. Atlanta Micro's supply chain is comprised of sources that are both environmentally and socially responsible. We periodically review this requirement with our vendors to ensure continued compliance.

Atlanta Micro takes its responsibility as a global partner seriously and will use due diligence within our supply chain to ensure all standards are met to the best of our knowledge.